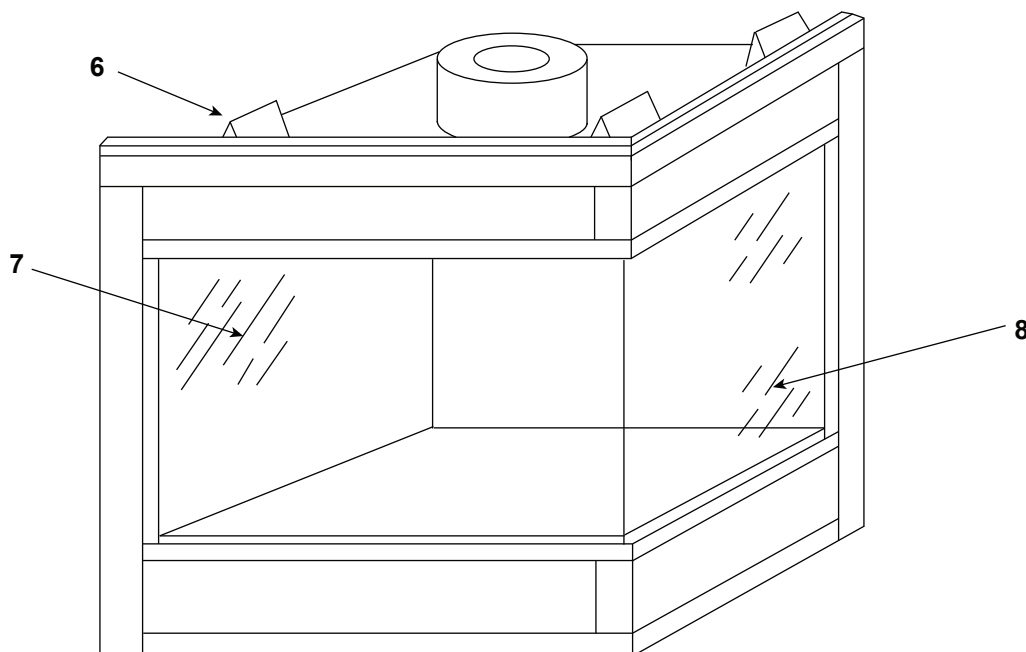
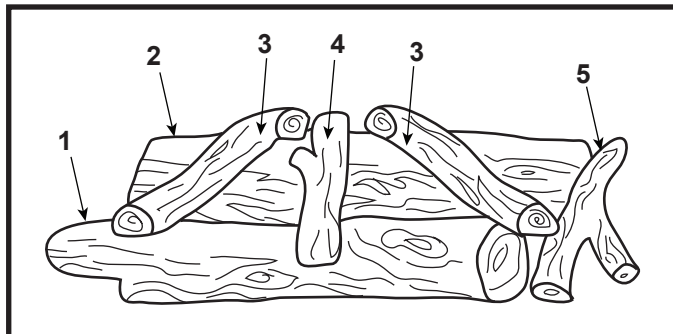


Log Set Assembly



IMPORTANT: THIS IS DATED INFORMATION. Parts must be ordered from a dealer or distributor. **Hearth and Home Technologies does not sell directly to consumers.** Provide model number and serial number when requesting service parts from your dealer or distributor.



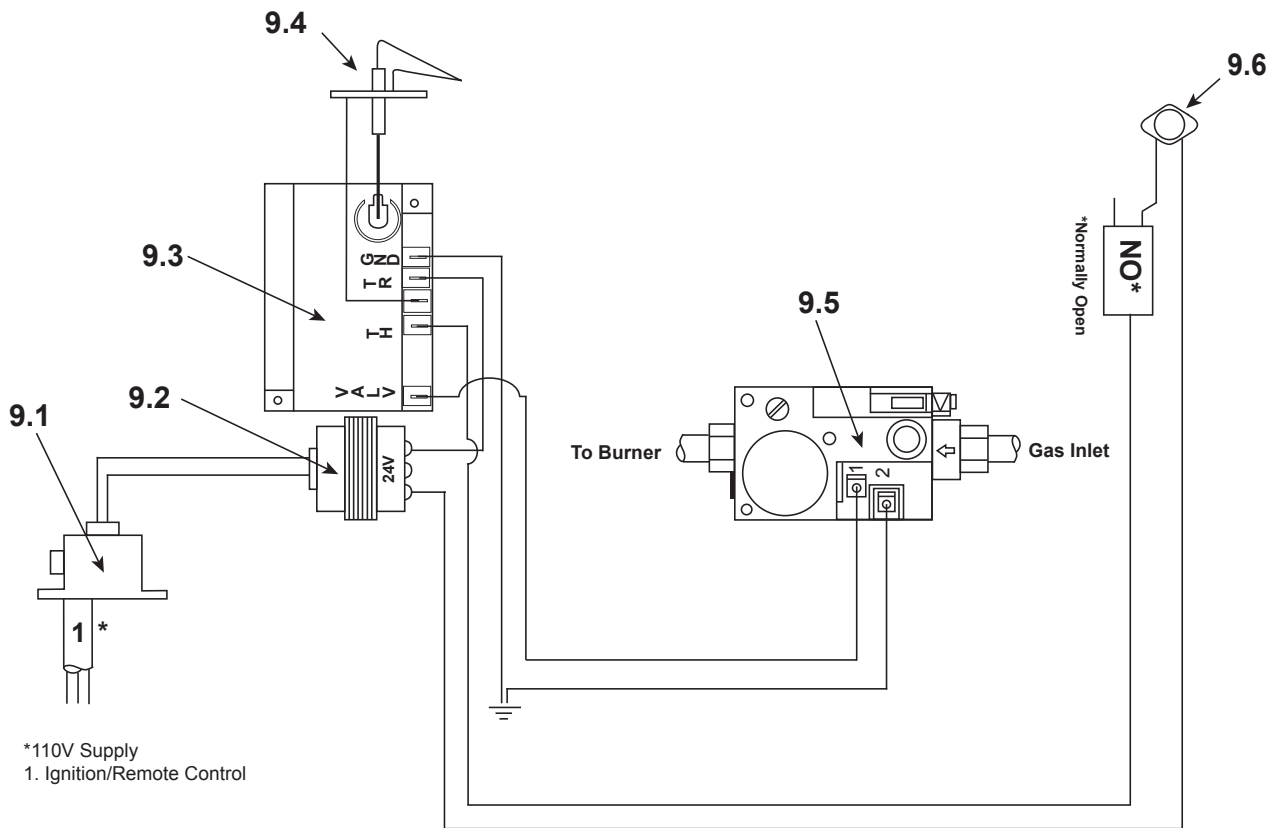
**Stocked
at Depot**

ITEM	DESCRIPTION	COMMENTS	PART NUMBER	
	Log Set Assembly	No longer available	19649	
1	Front Log	No longer available	15693F	
2	Back Log	No longer available	SRV15691	
3	Left and Right Logs	No longer available	SRV17229	
4	Top Middle Log	No longer available	SRV18781	
5	End Log	No longer available	18782A	
6	Top Standoff	Qty 4 req	SRV4044-111	
7	Front Glass Panel		SRV16146	Y
8	End Glass Panel	No longer available	19827A	

Additional service part numbers appear on following page.

10/23

#9 Electronic Ignition Wiring Diagram



IMPORTANT: THIS IS DATED INFORMATION. Parts must be ordered from a dealer or distributor. **Hearth and Home Technologies does not sell directly to consumers.** Provide model number and serial number when requesting service parts from your dealer or distributor.



**Stocked
at Depot**

ITEM	DESCRIPTION	COMMENTS	PART NUMBER	
9.1	Junction Box		22130	Y
9.2	Transformer		SRV20947	Y
9.3	Ignition Control Box		SRV15695	Y
9.4	Ignitor	Post 21/96	26542	Y
9.5	Valve (R/S) - NG	No longer available	71516	
	Valve (R/S) - LP	No longer available	71518	
	Valve (W/R)	Pre 21/96	SRV71511	Y
9.6	High Limit Switch		SRV4021-383	Y

Additional service part numbers appear on following page.



Beginning Manufacturing Date: June 1994

IMPORTANT: THIS IS DATED INFORMATION. Parts must be ordered from a dealer or distributor. **Hearth and Home Technologies does not sell directly to consumers.** Provide model number and serial number when requesting service parts from your dealer or distributor.

[illegible]