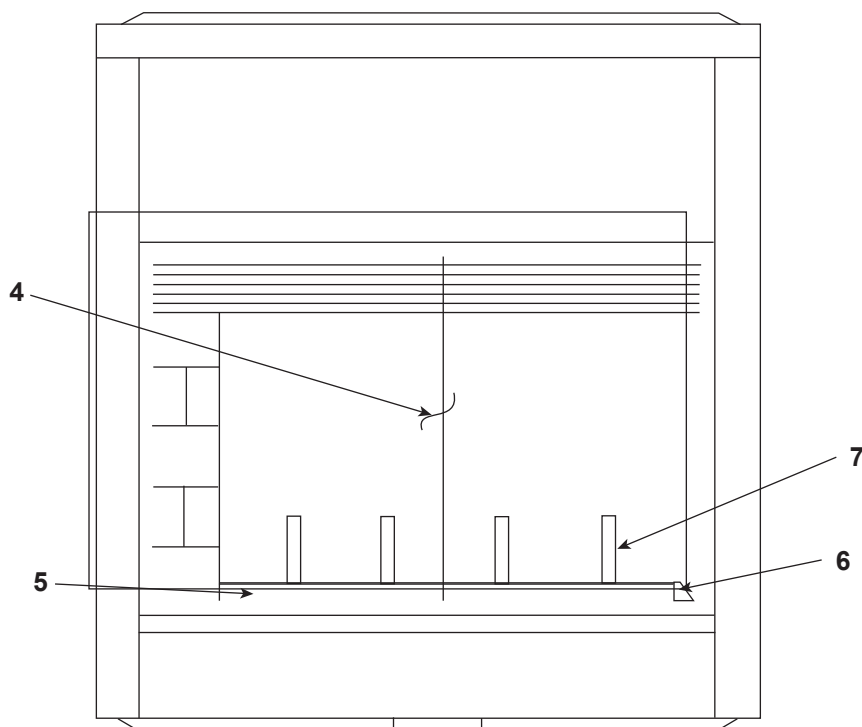
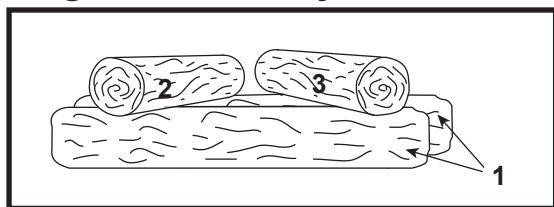


Log Set Assembly



IMPORTANT: THIS IS DATED INFORMATION. Parts must be ordered from a dealer or distributor. **Hearth and Home Technologies does not sell directly to consumers.** Provide model number and serial number when requesting service parts from your dealer or distributor.

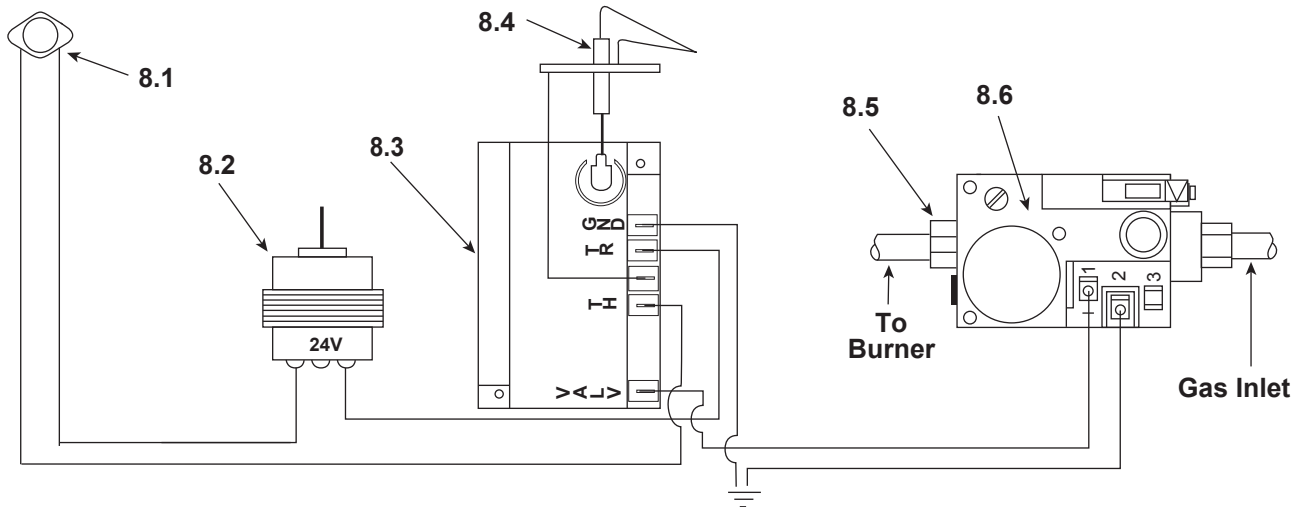


**Stocked
at Depot**

ITEM	DESCRIPTION	COMMENTS	PART NUMBER	
	Log Assembly #1	No longer available	16017	
1	Front Log	No longer available	13421B	
2	Left Log	No longer available	13424B	
	Log Assembly #2	No longer available	16018B	
1	Front Log	No longer available	13421B	
3	Right Log	No longer available	13423B	
4	Door Assembly, Left	No longer available	15408A	
	Door Assembly, Right	No longer available	15407	
5	Ashlip, Front	Qty 2 req	13214A	
6	Ashlip, Side	Qty 2 req	13215A	
7	Grate Assembly	No longer available	14386B	

Additional service part numbers appear on following page.

#8 Valve Assembly



IMPORTANT: THIS IS DATED INFORMATION. Parts must be ordered from a dealer or distributor. **Hearth and Home Technologies does not sell directly to consumers.** Provide model number and serial number when requesting service parts from your dealer or distributor.



**Stocked
at Depot**

ITEM	DESCRIPTION	COMMENTS	PART NUMBER	
8.1	Limit Switch		SRV4021-383	Y
8.2	Transformer		SRV20947	Y
8.3	Ignitor Control (direct spark)		SRV15695	Y
	Ignitor Control (intermittent pilot)	No longer available	13886B	Y
8.4	Ignitor (upgraded 12/97)		26541	Y
8.5	Brass Male Connector	Pkg of 5	303-315/5	Y
8.6	Valve (Intermittent Pilot) - NG	No longer available	13885A	
	Valve (Intermittent Pilot) - LP	No longer available	14161B	
	Valve (R/S) - NG	No longer available	71516	Y
	Valve (R/S) - LP	No longer available	71518	
	Valve (W/R)		SRV71511	Y
	Burner Orifice (.101) - NG		SRV13410	Y
	Burner Orifice (.056) - LP		SRV13845	Y

Additional service part numbers appear on following page.

IMPORTANT: THIS IS DATED INFORMATION. Parts must be ordered from a dealer or distributor. **Hearth and Home Technologies does not sell directly to consumers.** Provide model number and serial number when requesting service parts from your dealer or distributor.



Stocked
at Depot

ITEM	DESCRIPTION	COMMENTS	PART NUMBER	
	Burner Assembly	No longer available	13407A	
	Burner Supply Tube	No longer available	16129B	
	Door Support	No longer available	13274E	
	Door Track Support (ends)	Qty 2 req	12757	
	Door Track, Lower	Qty 2 req	SRV15425	
	Door Track, Upper	No longer available	15500A	
	Face, Access Side Lower	No longer available	13234B	
	Face, Back Side Lower - Overlay only	No longer available	12847B	
	Face, Bottom Front - Overlay only	No longer available	12337H	
	Face, End Lower - Overlay only	No longer available	16639C	
	Face, End Top - Overlay only	No longer available	13254F	
	Face, End Upper - Overlay only	No longer available	13233C	
	Face, Side Top - Overlay only	No longer available	13253G	
	Face, Side Upper - Overlay only	No longer available	13232D	
	Fastener Package	No longer available	15422C	
	Glass Door Kit	No longer available	15931B	
	Glass Panel	No longer available	13714B	
	Glass Panel, End	No longer available	13259A	
	Glass Retainer, End (Brass)	No longer available	13271D	
	Glass Trim, End (Brass)	No longer available	13272D	
	Glass Trim, Side	No longer available	13367C	
	Lava Rock (2 lb. bag)		SRV4021-296	
	Limit Switch Plate	No longer available	14391D	
	Nailing Flange	Qty 4 req	12692	
	ON/OFF Valve		SRV15697	Y
	Outside Air Kit	No longer available	16976C	
	Refractory Bracket	Qty 4 req	13328	
	Sensor (Intermittent Pilot)	No longer available	13909A	
	Side Cover	Qty 4 req	13295	
	Vent Cover	No longer available	14382B	
	Wall Switch Wires	No longer available	14720	
	Installation Instructions	No longer available	16701C	