

QUADRA-FIRE®

NOTHING BURNS LIKE A QUAD



**EXCURSION II
GAS STOVE**

Available with
IntelliFire® app and
voice control



PERFORMANCE FROM THE BEGINNING



Founders Alan Trusler and Dan Henry spent countless nights in the lab, determined to harness the powerful force of fire in ground-breaking new ways. Over the years, Quadra-Fire® developed precision hearth designs. Stunningly strong and detailed, with powerful and efficient performance to match, the tradition lives in this gas stove.

WHY QUADRA-FIRE

At Quadra-Fire we believe that nothing burns like a Quad, and heating with gas should be easy and cost effective. Today these ideals are vibrant and alive, blending our past with our present. Quadra-Fire products are proudly built to last by our members.

WHY GAS

IT'S CONVENIENT – A gas stove is the easiest way to heat, pairing the warmth and ambiance of a traditional wood-burning fireplace with the benefits and convenience of modern technology – such as turning on the fire with a push of a button.

IT'S ECONOMICAL – Lower your overall energy bills by 20-40%, by turning your furnace down and your new gas stove on. It's easy; heat the space where you spend most of your time to the temperature you want.

WHY AN EXCURSION II GAS STOVE

You can place it almost anywhere and have one installed in your home in less than a day. Then enjoy the large, clear view of fire that evening in a clean look with heating performance you can feel. Even tuck a throw or decorative item in the lower space for a stylish touch.

As the fire ignites, it remains clear:

NOTHING BURNS LIKE A QUAD.



EXCURSION II GAS STOVE



EXCURSION II GAS STOVE SHOWN WITH OPTIONAL REFLECTIVE BLACK GLASS INTERIOR PANELS

EXCURSION II GAS STOVE

BTU/hr Input 22,890- 32,700	Interior Material: Fiber	IntelliFire Touch® Ignition System	RC400 Touchscreen Remote	Ceramic Glass	Accent Lighting	160 CFM Fan Kit	Energide CSA p.4.1-15' 70.9%
--------------------------------------	--------------------------------	---	--------------------------------	------------------	--------------------	--------------------	------------------------------------

FEATURES



HEAT EXCHANGERS: increases heat output by over 100 degrees.



CANYON BROWN BRICK INTERIOR

ACCENT LIGHTS

INTERIOR OPTION



BLACK REFLECTIVE GLASS INTERIOR

CONTROLS

OPTIONAL INTELLIFIRE® APP

All the features of a remote control with an app installed on your smart device. Monitor your fire from anywhere or even control it with the sound of your voice. IntelliFire is compatible with voice assistants Amazon Alexa and Google Assistant.



STANDARD TOUCHSCREEN REMOTE

Features: on/off, flame height adjustment, fan speed, lights adjustment, thermostat mode, room temperature readout, child lock, timer mode, battery backup, cold climate mode, power vent and wall docking station (fan, lights and power vent are dependent on your fireplace).



OPTIONAL WIRELESS WALL SWITCH

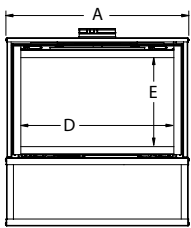
Features: on/off, battery strength indicator, cold climate mode



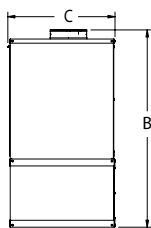
SPECIFICATIONS

FRONT WIDTH (A)	HEIGHT (B)	DEPTH (C)	GLASS SIZE (D X E)	BTU/HOUR INPUT (NG)	CONVECTION BLOWER	VENTING
33" [838]	35-5/8" [905]	19-3/8" [492]	27-1/2" X 15-15/16" [699mm x 405mm]	32,700	160 CFM	VERTICAL TERMINATION ONLY

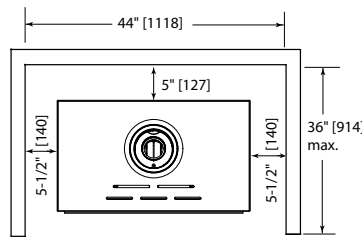
»FRONT VIEW



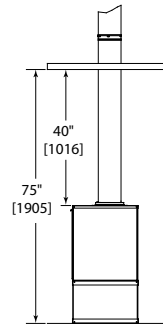
»SIDE VIEW



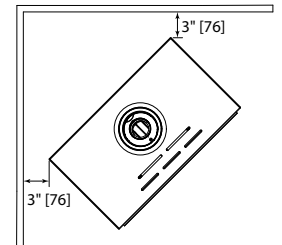
»CLEARANCES - TOP VIEW



»ALCOVE INSTALLATION



»CORNER INSTALLATION



Dimensions above are in inches. Reference dimensions only. We recommend measuring individual units at installation.
NOTE: Combustible material should not be installed over the face. duct. Quadra-Fire reserves the right to update units periodically.

EnerGuide (CSA P.4.1-15) Rating: 71% (NG/LP). Used in Canada and some U.S. states to measure annual fireplace efficiency.

TECHNOLOGIES

IntelliFire Touch® Ignition System IntelliFire Touch is our most advanced intermittent-pilot ignition (IP) system, making operating your appliance simple, smart and safe. Select from the IntelliFire app, touchscreen remote or wireless wall switch for the solution that fits your life.

Direct Vent Technology With Direct Vent Technology, your stove uses outside air for combustion, expelling 100% of combustion exhaust and by-products.

Available From:

QUADRA-FIRE®

NOTHING BURNS LIKE A QUAD

www.quadrafire.com | 800-926-4356

facebook.com/QuadraFire

twitter.com/QuadraFire

youtube.com/QuadraFirePower

Limited Lifetime Warranty²

The strongest in the industry, Quadra-Fire provides a limited lifetime warranty on the most important aspects: firebox and heat exchanger.

1: Efficiencies given for natural gas. For LP efficiencies, go to www.quadrafire.com. 2: For full warranty details go to www.quadrafire.com

IMPORTANT - READ BEFORE YOU INSTALL! - Refer to the Owner/Installation Manual for complete clearance requirements and specifications. The images and descriptions in this brochure are provided to assist you in product selection only.

Quadra-Fire is a registered trademark of Hearth & Home Technologies. Product specifications and pricing subject to change without notice. Fireplace, stove and insert surfaces get extremely HOT and can cause burns if touched. Keep a safe distance away. To learn more visit www.quadrafire.com/fireplacesafety.

Google, YouTube and Google Home are trademarks of Google LLC. Amazon, Alexa, and all related logos are trademarks of Amazon.com, Inc. or its affiliates.