

# WOOD-BURNING Fireplace Guide



## Celebrate the Ritual

A wood fire is one of the few experiences that still asks you to be present. The crackle, glow and scent all invite a slower, more connected way of living.

Heatilator honors this tradition while shaping it for how you live today. Our wood-burning fireplaces combine craftsmanship, modern functionality and timeless design. With options to burn real wood or gas logs – and sizes and styles to create a quiet moment or anchor a large space – these fireplaces are made to feel immersive, restorative and deeply at home.



Birmingham fireplace with Antler Velvet traditional interior panels and Grand Oak log set

## Understand Your Options

### Indoor and Outdoor

Both offer practical, everyday ways to enjoy warmth. Indoor wood-burning fireplaces are available in a wide range of sizes and styles, while our outdoor fireplaces are engineered to weather the elements in any climate.

### Open Hearth

Best for spaces where ambiance and tradition matter most, offering the full sensory experience of a wood fire without glass doors or a screen. (Also can accommodate gas log sets for added convenience.)

### High Efficiency

Sealed fireplaces use glass doors or screens to improve efficiency, making them a strong fit for everyday use in active households, while preserving the look and feel of a classic fire.



Pioneer II with Rectangular front



Icon fireplace with Masonry Brown traditional interior panels and Heritage Oak log set



Pioneer II with Arched front



Icon fireplace with Black Onyx traditional interior panels and Contemporary burner with glass media



Castlewood outdoor fireplace with Natural Gray traditional interior panels and Heritage Oak log set

# Birmingham



Birmingham fireplace with Black Onyx herringbone interior panels and Grand Birch log set

A classic backdrop for unforgettable moments

## Features

- Big and Bold | Commanding presence with large views; available in 36", 42" and 50" widths
- Authentic Masonry Interiors | A timeless, built-in look with traditional or herringbone (shown above) interior panels in four classic colors
- Flush to the Floor | A traditional look that sits low and grounded
- No Glass | An immersive, open-hearth experience with nothing between you and the fire
- Wood or Gas | Choose the ritual of real wood or the ease of a gas log set



Product Details

# Icon



Icon fireplace with Masonry Brown traditional interior panels and Heritage Oak log set

INDOOR OPEN HEARTH

## An invitation to slow down

### Features

- Timeless Appeal | Available in 36", 42" and 50" widths
- Authentic Masonry Interiors | A classic, built-in look with traditional (shown above) or herringbone interior panels in three classic colors
- Flush to the Floor | A traditional feel that sits low and grounded
- No Glass | An immersive, open-hearth experience with nothing between you and the fire
- Wood or Gas | Choose the ritual of real wood or the ease of a gas log set



Product Details

# Accelerator



Accelerator fireplace with Natural Gray herringbone interior panels and Timber Oak log set

Built for real warmth and designed to last.

## Features

- Radiant Heat | Emits natural, steady warmth – no fan required
- Heat-Circulating Firebox | Designed to distribute heat efficiently, helping warm the room faster and more evenly
- Brick Interior Panel Options | Traditional for a masonry look or herringbone for more contemporary
- Accommodates Wood or Gas | Burn wood logs, or gas logs for more convenience



Product Details

# Element



INDOOR OPEN HEARTH

Element fireplace with Natural Gray traditional interior panels and Smoldering Timberland Oak log set

A cleaner way to enjoy the comfort of a wood fire

## Features

- Cleaner Floors | A built-in ash lip helps keep embers contained and your space tidy
- Classic Materials | Brick interior panels deliver a traditional, masonry-inspired look
- Simple Control | A front damper handle locks securely in open or closed positions



Product Details

# Multi-Side



Multi-Side

Warmth with double the views.

## Features

- Two-Sided Viewing | Enjoy the fire from both sides of the space for a more open, connected layout
- Accommodates Wood or Gas | Burn wood logs, or gas logs for more convenience



Product Details

# Castlewood



Castlewood outdoor fireplace with Masonry Brown traditional interior panels and Grand Oak log set.

OUTDOOR OPEN HEARTH

Turn outdoor space into a true living room

## Features

- Big and Bold | Large 42"W or 50"W x 38"H opening puts the fire on stunning display
- Authentic Masonry Interiors | A timeless, built-in look with traditional (shown above) or herringbone interior panels in four classic colors
- Outdoor-Approved | Engineered for safe, long-term outdoor use with stainless steel construction
- No Glass | An immersive, open-hearth experience with nothing between you and the fire



Product Details

# Cottagewood



Cottagewood outdoor fireplace with Masonry Brown herringbone interior panels and Heritage Oak log set

## Step out to a relaxing retreat

### Features

- Timeless Appeal | Available in 36", 42" and 50" widths
- No Glass | An immersive, open-hearth experience with nothing between you and the fire
- Outdoor-Approved | Engineered for safe, long-term outdoor use with stainless steel construction
- Zero-Clearance Installation | Enables you to install fireplace flush to the floor



Product Details

# Villawood



OUTDOOR OPEN HEARTH

Villawood outdoor fireplace with Natural Gray traditional interior panels.

Extend the outdoor season, anywhere

## Features

- Scaled for Smaller Spaces | Available in 36" and 42" widths
- Outdoor-Approved | Engineered for safe, long-term outdoor use with stainless steel construction
- No Glass | An immersive, open-hearth experience with nothing between you and the fire
- Zero-Clearance Installation | Enables you to install fireplace flush to the floor



Product Details



Icon fireplace with Black Onyx traditional interior panels and Contemporary burner with glass media


# Open Hearth Fireplace Comparison

MODEL	SIZE	FRONT WIDTH		BACK WIDTH		HEIGHT		DEPTH		FIREBOX OPENING	INTERIOR PANELS
		UNIT	FRAMING	UNIT	FRAMING	UNIT	FRAMING	UNIT	FRAMING		
BIRMINGHAM	36"	46-7/8" [1191]	47-7/8" [1216]	31-1/8 " [790]	47-7/8" [1216]	74-1/8" [1883]	74-1/4" [1886]	27-1/2" [699]	28-1/2" [724]	36" x 38" [914 x 965]	Natural Gray Black Onyx Masonry Brown Antler Velvet
	42"	52-7/8" [1343]	53-7/8" [1368]	37-1/8" [943]	53-7/8" [1368]	74-1/8" [1883]	74-1/2" [1892]	27-1/2" [699]	28-1/2" [724]	42" x 38" [1067 x 965]	
	50"	60-7/8" [1546]	61-7/8" [1572]	45-1/8" [1146]	61-7/8" [1572]	74-1/8" [1883]	74-1/2" [1892]	27-1/2" [699]	28-1/2" [724]	50" x 38" [1270 x 965]	
ICON	36"	44-1/2" [1130]	45-1/2" [1156]	28-5/8" [727]	45-1/2" [1156]	59-1/4" [1505]	59-3/4" [1518]	27-1/2" [699]	28" [711]	36" x 28-1/2" [914 x 724]	Natural Gray Black Onyx Masonry Brown
	42"	50-1/2" [1283]	51-1/2" [1308]	34-1/2" [876]	51-1/2" [1308]	59-1/4" [1505]	59-3/4" [1518]	27-1/2" [699]	28-1/2 " [724]	42" x 28-1/2" [1067 x 724]	
	50"	60-5/8" [1540]	61-5/8 " [1565]	41-5/8" [1057]	61-5/8" [1565]	70-1/2" [1791]	71" [1803]	29-1/2" [749]	30-1/2" [772]	50" x 33" [1270 x 838]	
ACCELERATOR	36"	42"	43"	28-1/4"	43"	41-3/8"	41-1/2"	22-3/4"	23"	36" x 23-3/8"	Natural Gray
	42"	48"	49"	30-7/8"	49"	41-3/8"	41-1/2"	22-3/4"	23"	42" x 23-3/8"	
ELEMENT	36"	41" [1041]	42" [1067]	23-3/4" [603]	42" [1067]	39-1/2" [1003]	39-3/4 " [1010]	21-3/8" [543]	21-1/2" [546]	36" x 21" [914 x 533]	Natural Gray
	42"	47" [1194]	48" [1219]	29-3/4" [756]	48" [1219]	39-1/2" [1003]	39-3/4" [1010]	21-3/8" [543]	21-1/2" [546]	42" x 21 " [1067 x 533]	
MULTI-SIDE	42"	47"	48"	47"	48"	58-7/8"	39-1/8"	28"	27"	42" x 23"	Natural Gray

# Interior Panels

Interior panels add depth, dimension and design personality. This backdrop enhances the flame and transforms the look of your fireplace. Choose from a range of colors in either a traditional or herringbone brick pattern.

## BIRMINGHAM







Natural Gray

Black Onyx

Masonry Brown

Antler Velvet

## ICON




Natural Gray

Black Onyx

Masonry Brown

## ACCELERATOR



Natural Gray

## ELEMENT



Natural Gray

# Doors

Add a finishing touch to your fireplace with optional glass doors

## BI-FOLD GLASS DOORS



Birmingham

## GRAND VISTA MESH DOORS




Icon, Accelerator

## BI-FOLD GLASS DOORS



Icon, Accelerator, Element, Multi-Side

## GASKETED GLASS DOORS



Element, Accelerator

## DOOR FINISHES



Black



Stainless Steel (Bi-Fold Glass Doors only)

# Termination Caps

A termination cap is the essential, finishing touch on your fireplace vent. It keeps out rain and debris while ensuring safe and proper airflow.

## ROUND CAP

Stainless Steel



## SQUARE CAP

Available in Black or Copper finish



# Birmingham Andirons

Facilitate better airflow and a bigger, bolder fire with cast iron supports.



## A Fireplace You Can Feel Great About

Our sealed, wood-burning fireplaces are **Environmental Protection Agency (EPA)-Certified**. They are designed to produce more heat with less wood, lower emissions and meet air-quality standards – perfect if you want the ritual of wood with a more responsible burn.



Constitution fireplace

# Pioneer III



Pioneer III with Mission Rectangular front

## Heat your whole home

### Features

- Big and Bold | Holds up to 24" logs in a 4.1 cubic-foot firebox (up to 18-hour burn with one load of wood)
- EPA 2020 Certified | Meets the strictest environmental burn standards for the cleanest wood heat available
- Heat Zone | Allows for multi-room heating so you can distribute the warmth or turn your furnace down
- Smart Burn Technology | Automatically adjusts your fire for an efficient, clean burn



Product Details

# Pioneer II



Pioneer II with Mission Arch front

HIGH EFFICIENCY

Efficient warmth, whenever you want

## Features

- Big and Bold | Holds up to 24" logs in a 2.7 cubic-foot firebox (up to 8-hour burn with one load of wood)
- Design Options | Choose your front: arch or rectangular
- EPA 2020 Certified | Meets the strictest environmental burn standards for the cleanest wood heat available
- Heat Zone | Allows for multi-room heating so you can distribute the warmth or turn your furnace down



Product Details

# Constitution

HIGH EFFICIENCY



Constitution

## Efficient and Eco-Conscious

### Features

- Big and Bold | Holds up to 22" logs in a spacious 2.7 cubic-foot firebox (facilitates overnight heating)
- EPA 2020 Certified | Meets the strictest environmental burn standards for the cleanest wood heat available
- Heat Zone | Allows for multi-room heating so you can distribute the warmth and turn your furnace down



Product Details

# High Efficiency Wood-Burning Fireplace Comparison

MODEL	FRONT WIDTH		BACK WIDTH		HEIGHT		DEPTH		FIREBOX OPENING
	UNIT	FRAMING	UNIT	FRAMING	UNIT	FRAMING	UNIT	FRAMING	
Pioneer III	47-7/8" [1216]	51" [1295]	47-7/8" [1216]	51" [1295]	47-1/4" [1200]	63-1/4" [1607]	23-1/2" [597]	24-1/2" [622]	Arched: 28-1/8" x 19-1/8" [714 x 486] Rectangular: 28-1/8" x 18-1/8" [714 x 460]
Pioneer II	40" [1016]	42-1/2" [1080]	40" [1016]	42-1/2" [1080]	40-1/2" [1029]	56-3/4" [1441]	23-1/2" [597]	24" [610]	Arched & Rectangular 27-3/8" x 16-3/4" [695 x 425]
Constitution*	40" [1016]	42-1/2" [1080]	40" [1016]	42-1/2" [1080]	40-1/2" [1029]	56-3/4" [1441]	23-1/2" [597]	24"*** [610]**	29-1/4" x 16-3/4" [743 x 425]

\*Tested to EPA standards, the Constitution fireplace meets the strictest environmental standards for wood-burning fireplaces and can be used in areas where conventional wood-burning appliances are restricted or banned.

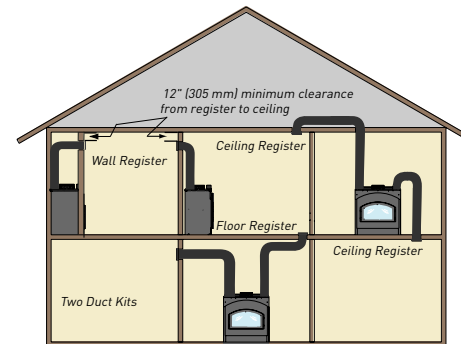
\*\*If interior of chase will be drywalled, add the thickness to this measurement.

## Heat Management

### Optional Heat Zone Kit

Available on Pioneer III, Pioneer II and Constitution

With zone heating, you can easily reduce your energy consumption by up to 40% and reduce your utility bill in the process. Using a Heatilator fireplace as a supplemental heating source, you can turn down your central furnace or boiler system and still maintain comfortable temperatures in your common living area.



Possible Heat Zone Duct Runs

## Fronts

Add a finishing touch to enhance your fireplace. The front frames the fireplace opening and is available in a variety of finishes.

### PIONEER III



Forged Arch Front



Mission Arch Front



Mission Rectangular Front

### PIONEER II



Arched Front



Rectangular Front




Pioneer II with Rectangular front

## RESPONSIBLE WARMTH

Heatilator offers the ritual of a wood fire while shaping it for how you live today. In addition to open-hearth fireplaces, we offer sealed, wood-burning fireplaces that beautifully meet the strictest Environmental Protection Agency (EPA) standards, while delivering the heat you crave.



HTL-1118-0426



### OUR SUSTAINABILITY STORY

Our history of leadership in the hearth industry compels us to now lead the way in developing manufacturing practices that ensure our planet remains as durable, beautiful and long-lasting as our products. Find out how we are leading the industry in sustainable practices by scanning the code at right.



[heatilator.com](https://www.heatilator.com)

**heatilator**  
*The first name in fireplaces*