



XXV-TC shown in Porcelain Majolica Brown



**XXV-TC**

Matte Black



**XXV-TC**

Porcelain Majolica Brown



**XXV-TC**

Porcelain Twilight

Heating Capacity <sup>1</sup>	900 - 2,300 sq ft
BTU/hr Input <sup>2</sup>	11,000 - 48,000
Efficiency <sup>3</sup>	78% LHV/73% HHV
Emissions	1.75 g/hr
Hopper Capacity	65 lb
Feed Rate	5.4 lb/hr max
Venting Size	3"
Weight	365 lb



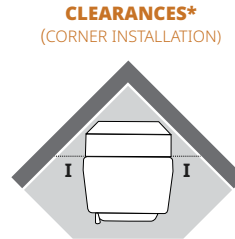
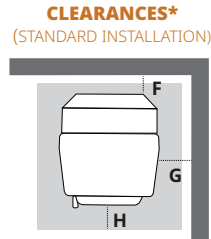
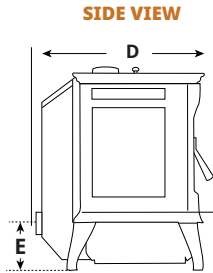
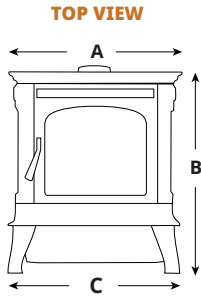
Smart operation with the Harman EASY Touch Control



Quickly observe fuel levels through the tinted lid of the large hopper

# XXV-TC Specifications

	A	B	C	D	E	F	G	H	I	Minimum Floor Protection
XXV-TC	28-7/16" (722mm)	31-1/8" (791mm)	29-7/16" (748mm)	28-5/8" (727mm)	8-11/16" (221mm)	3" (76mm)	12" (305mm)	6" (152mm)	6-1/4" (159mm)	29-7/16"W x 27-3/4"D (748mm x 705mm)








\*When using 3" PL vent pipe, there must be 3" clearance to combustibles.



A large and concealed ash pan provides easy access and reduces maintenance time

The XXV-TC pellet stove is a tribute to decades of Harman success. It burns with an uncompromising commitment to quality and is popular for its cast iron workmanship and intricate oak leaf styling, but loved for its unmatched temperature accuracy and control. Harman continues to raise the standard for excellence, with the revolutionary EASY Touch Control system making the pellet stove experience easier and more intuitive than ever before.



-  **EASY Touch Controls** easy to use, one-screen operation with menus for scheduling, diagnostics, cleaning prompts and fuel gauges
-  **Wireless Room Sensor** compliments the Easy Touch Control system and gives you the most precise temperatures where you want to feel the heat
-  **ESP Temperature Control** an exhaust sensing probe system delivers precise heating control and constantly monitors and adjusts heat output to maintain set room temperatures
-  **PelletPro™ Technology** makes it possible to burn any grade of pellet fuel with maximum heat and efficiency. A bottom-up feed system burns each pellet completely and allows for 24-hour heating
-  **EPA Certified** means you can be kind to the environment with industry leading technology and high efficiency

Scan to learn more.



For full warranty details, visit [www.forgenflame.com](http://www.forgenflame.com). <sup>1</sup>See your local authorized Harman dealer for help in determining the product that best suits your heating needs based on climate and home efficiency. <sup>2</sup>EPA tested input. <sup>3</sup>Weighted average LHV (Low Heating Value) efficiency. HHV (High Heat Value) efficiency used to qualify products for Tax Credit beginning in 2023.

Actual product appearance, including flame, may differ from image. Product specifications and pricing subject to change without notice. The images and descriptions in this brochure are provided to assist you in product selection only. Fuel density and pellet shape may affect hopper capacity. BTUs may vary depending on type of fuel used. Refer to installation manual for complete clearance requirements and specifications. Appliance surfaces get extremely HOT and can cause severe burns if touched. Keep a safe distance away. To learn more visit [www.forgenflame.com/pages/fireplace-safety](http://www.forgenflame.com/pages/fireplace-safety).

**FORGENFLAME.COM**