



Allure50 shown in Brushed Stainless with glass front

ALLURE50



Brushed Stainless Steel
with glass front



Gloss Black
with glass front



Gloss Red
with glass front



Gloss White
with glass front



Satin Black
(standard)

Heating Capacity¹	1,000 - 2,800 sq ft
BTU/hr Input²	52,600
Efficiency³	80% LHV/75% HHV
Emissions	1.48 g/hr
Hopper Capacity	92 lb
Feed Rate	5.4 lb/hr max
Venting Size	3"
Weight	326 lb



Hidden, recessed handle



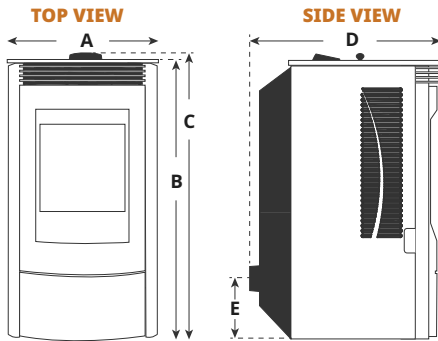
Smart operation with the
Harman EASY Touch Control



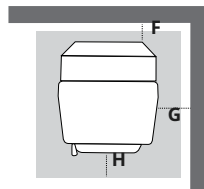
Quickly observe fuel
levels through the tinted
lid of the large hopper

Allure50 Specifications

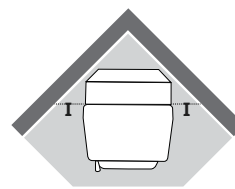
	A	B	C	D	E	F	G	H	I	Minimum Floor Protection
Allure50	21-1/4" (540mm)	38-3/4" (984mm)	39-7/8" (1013mm)	26-5/8" (676mm)	8-9/16" (217mm)	2" (51mm)	6" (152mm)	6" (152mm)	6-1/4" (159mm)	25-5/8"W x 25-3/8"D (651mm x 645mm)



CLEARANCES*
(STANDARD INSTALLATION)





CLEARANCES*
(CORNER INSTALLATION)





A large and concealed ash pan provides easy access and reduces maintenance time

When the fine lines of contemporary design and the engineering excellence of Harman meet, the Allure50 is formed. At its core, the Allure50 features the powerful performance and superior warmth Harman stoves are known for, paired with sleek style and exclusive technology.

 **EASY Touch Controls** easy to use, one-screen operation with menus for scheduling, diagnostics, cleaning prompts and fuel gauges

 **Wireless Room Sensor** compliments the Easy Touch Control system and gives you the most precise temperatures where you want to feel the heat

 **ESP Temperature Control** an exhaust sensing probe system delivers precise heating control and constantly monitors and adjusts heat output to maintain set room temperatures

 **PelletPro™ Technology** makes it possible to burn any grade of pellet fuel with maximum heat and efficiency. A bottom-up feed system burns each pellet completely and allows for 24-hour heating



Scan to learn more.



For full warranty details, visit www.forgenflame.com. ¹See your local authorized Harman dealer for help in determining the product that best suits your heating needs based on climate and home efficiency. ²EPA tested input. ³Weighted average LHV (Low Heating Value) efficiency. HHV (High Heat Value) efficiency used to qualify products for Tax Credit beginning in 2023.

Actual product appearance, including flame, may differ from image. Product specifications and pricing subject to change without notice. The images and descriptions in this brochure are provided to assist you in product selection only. Fuel density and pellet shape may affect hopper capacity. BTUs may vary depending on type of fuel used. Refer to installation manual for complete clearance requirements and specifications. Appliance surfaces get extremely HOT and can cause severe burns if touched. Keep a safe distance away. To learn more visit www.forgenflame.com/pages/fireplace-safety.



FORGENFLAME.COM