

Absolute Series

Pellet Stoves



HARMAN®

BY FORGE & FLAME

For those who seek sophistication in all areas of life, there are the Absolute series pellet stoves. They're unparalleled, only attaining the Harman name after achieving strict quality standards. Performance and engineering excellence are infused into every detail of the Absolute43 and Absolute63. From transitional styling and industry-leading heat, to whisper-quiet operation and Harman EASY Touch Control, this is the new standard of greatness.



EASY Touch Control



The Harman EASY Touch Control is the most advanced control system ever created—and makes it easy to heat your home:

- Easy: Operate your stove quickly and easily with intuitive touchscreen controls

- Accurate: Maintain desired heat levels all day, every day and save fuel using the scheduling feature and wireless room sensor
- Smart: Monitor performance automatically and receive notifications when maintenance is needed
- Yearly Savings: Save money on heating bills with industry-leading technology and features, and high efficiency

Features

- Smart operation with EASY Touch Controls
- Near silence in Whisper mode
- Welcome warmth created by multidirectional airflow
- View fuel levels easily with tinted hopper lid and LED light
- Elegant flame-reactive mirrored glass
- Installation made easy with direct vent
- Temperature accuracy with wireless room sensor

Options

- Matte black or porcelain majolica brown finish
- Harman Protect cast iron hearth pad (matte black only, fits Absolute43)
- Direct vent wall pass-through
- Outside air kit
- Top vent adapter
- Outside temperature kit



Cover: Absolute43 in porcelain majolica brown finish
Far Left: Absolute43 in matte black finish
Above: Absolute43 in matte black finish



Filling the large, 52- or 72-pound hopper is easy. Quickly observe fuel levels through the tinted hopper lid, or let the Harman EASY Touch Control automatically remind you when fuel is low.



A large and concealed ash pan provides easy access and reduces maintenance time.

Key Technologies More than 30 years of engineering excellence and heating performance, distilled into these exclusive technologies.



EASY Touch Control

Harman's easy-to-use, industry-leading touch control provides one-screen operation and gives access to optional menus such as scheduling, diagnostics, cleaning prompts and fuel gauges that give you complete control of your stove.



Wireless Room Sensor

Complements the EASY Touch Control system and gives you the most precise temperatures where you want to feel the heat.



ESP Temperature Control

The Absolute series utilizes an Exhaust Sensing Probe system (ESP) to deliver precise heating control. ESP constantly monitors and adjusts heat output to maintain set room temperatures within one degree.



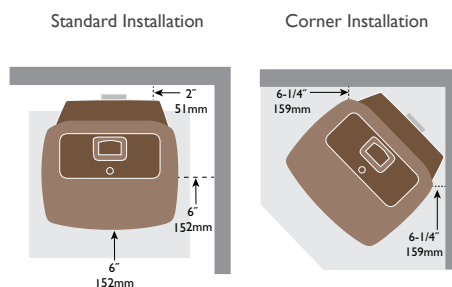
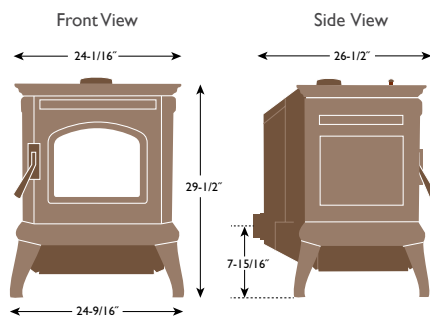
PelletPro™ Technology

This patented system makes it possible to burn any grade of pellet fuel with maximum heat and efficiency. A bottom-up feed system burns each pellet completely and allows for 24-hour heating.

Absolute Series Specifications and Clearances

Absolute43 Pellet Stove

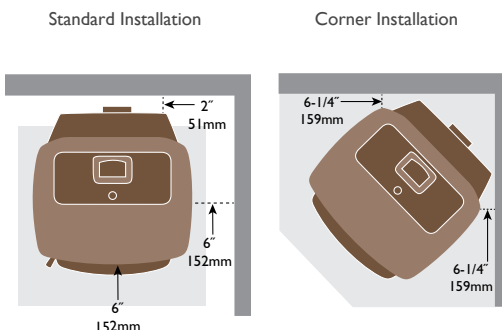
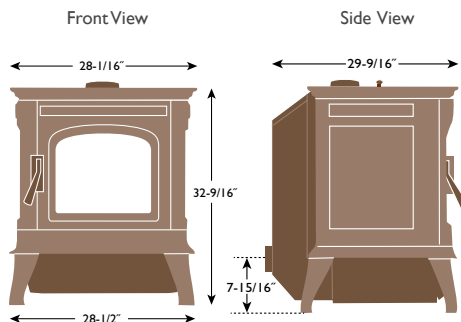
BTU/hr Input²..... 14,100-44,200
 Efficiency³..... 82% LHV;
 77% HHV
 Emissions0.99 g/hr
 Heating Capacity⁴..... 2,400 sq ft
 Hopper Capacity..... 52 lb
 Fuel Type.....wood pellet
 Feed Rate..... 5lb/hr max
 Venting Size.....3"
 Weight.....301 lb



MINIMUM FLOOR PROTECTION
 25-7/8"W x 28"D

Absolute63 Pellet Stove

BTU/hr Input²..... 14,100 – 61,800
 Efficiency³..... 83% LHV;
 77% HHV
 Emissions1.4 g/hr
 Heating Capacity⁴..... 3,400 sq ft
 Hopper Capacity.....72 lb
 Fuel Type.....wood pellet
 Feed Rate..... 8lb/hr
 Venting Size.....3"
 Weight.....337 lb



MINIMUM FLOOR PROTECTION
 28-1/2"W x 29-1/2"D

A Standard of Excellence

In 1979, Dane Harman used his welding skills and design talent to build his first wood stove, setting the stage for a journey full of entrepreneurial energy and innovation. Built to a Standard and Not a Price has remained an unwavering promise since that first model was handcrafted, and is exemplified today through Harman's multiple patents and industry awards. Harman heating solutions are built to withstand the test of time with reliable warmth and aesthetic elegance, staying true to Dane's dedication to optimal performance and engineering excellence.



Available From:

HARMAN[®]
 BY FORGE & FLAME

WWW.HARMANSTOVES.COM

facebook.com/HarmanStoves

youtube.com/HarmanStoves

Limited Lifetime Warranty⁶

The strongest in the industry, Harman provides a limited lifetime warranty on most important aspects: firebox and heat exchanger.

1 Based on independent 3rd party accredited lab testing with units set on high and Absolute43 in Whisper Mode. 2 EPA tested input, based on climate and home efficiency. 3 Weighted Average LHV (Low Heating Value) Efficiency. HHV (High Heat Value) efficiency used to qualify products for tax credit beginning in 2021. 4 See your local authorized Harman dealer for help in determining the product that best suits your heating needs based on climate and home efficiency. 5 Minimal hearth pad will not touch walls on corner installation. 6 For full warranty details, visit www.harmanstoves.com. Actual product appearance, including flame, may differ from image. Tested by OMNI-Test Laboratories: ASTM E 1509-2012 and ULC-5627-00. Mobile Home Approved. This appliance is approved for installation into a shop. Product specifications and pricing subject to change without notice. The images and descriptions in this brochure are provided to assist you in product selection only. Fuel density and pellet shape may affect hopper capacity. BTU/Hour Input may vary depending on type of fuel used. Refer to installation manual for complete clearance requirements and specifications. Fireplace, stove and insert surfaces get extremely HOT and can cause severe burns if touched. Keep a safe distance away. To learn more visit www.harmanstoves.com/fireplacesafety

HAR-1711U-0823