



heatilator®

The first name in fireplaces



Birmingham

Masonry-Style Wood-Burning Fireplace

Birmingham



classic style,
valued performance

Deliver a bold design statement and robust flames. The Birmingham offers the value and performance of a custom-built masonry fireplace at a fraction of the cost. Customize your warm, functional focal point with three different sizes and attractive finishing options. Whether at a crackle or a blaze, the Birmingham is at home in your favorite room.

Features

- Flush-hearth design for seamless finishing
- Available in 36, 42 and 50-inch models
- Choose traditional or herringbone molded interior brick panels
- Optional mesh screen doors or bi-fold glass doors
- Two standard outside air kits for enhanced venting
- Quick, simple installation
- Tested to UL127 standards

Options

Fronts and Doors



Operable Bi-fold Glass Doors

Finishes



Black



Bronze

Interiors



Traditional



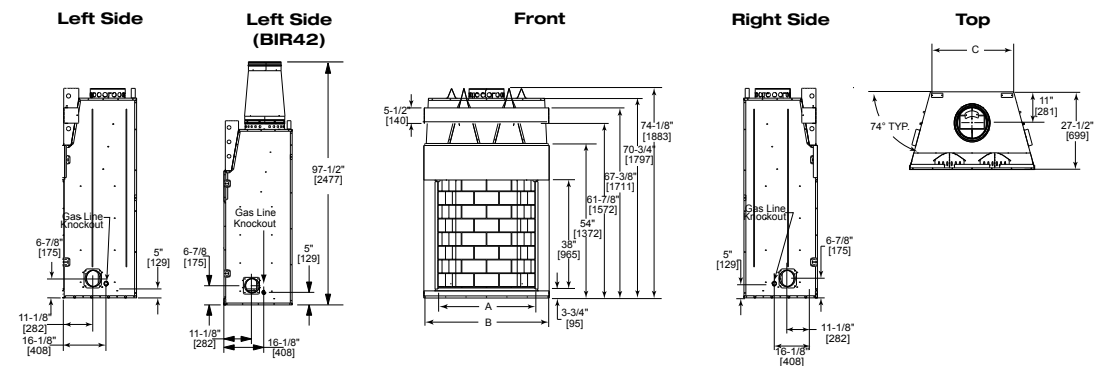
Herringbone

A flush-hearth design enables a seamless transition from firebox to finishing materials.



Specifications

MODEL	FRONT WIDTH (B)	BACK WIDTH (C)	HEIGHT (D)	DEPTH	FIREBOX OPENING (A)
BIR36	46-7/8" (1191mm)	31-1/8" (790mm)	74-1/8" (1884mm)	27-1/2" (699mm)	36"w x 38"h
BIR42	52-7/8" (1343mm)	37-1/8" (943mm)	74-1/8" (1884mm)	27-1/2" (699mm)	42"w x 38"h
BIR50	60-7/8" (1546mm)	45-1/8" (1146mm)	74-1/8" (1884mm)	27-1/2" (699mm)	50"w x 38"h



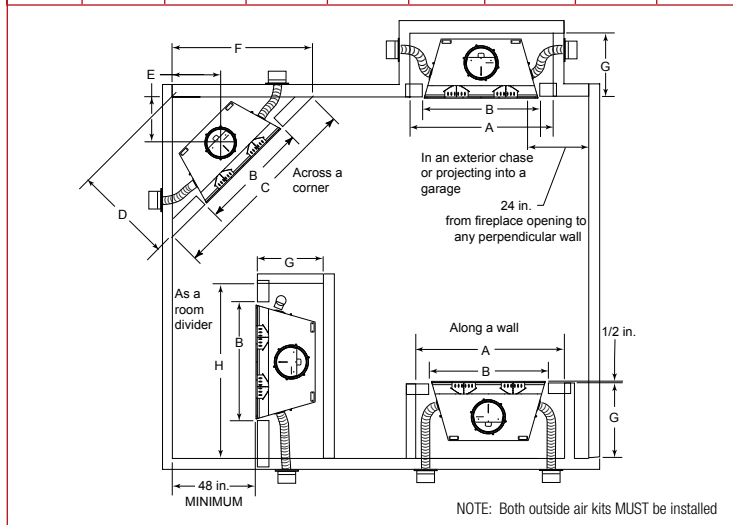
Cover: BIR50 shown with standard Birmingham mesh screen, grand oak gas logs, herringbone molded brick panel and ozark shelf

Left: BIR36 shown with operable glass bi-fold doors in black, grand oak log set, traditional molded brick panel and custom surround



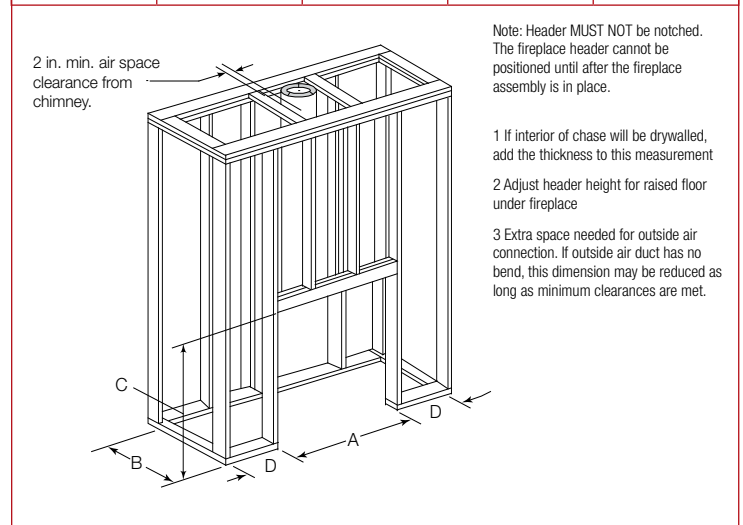
Clearances

MODEL	A	B	C	D	E	F	G	H
BIR36	72" (1829mm)	47-7/8" (1216mm)	89-1/8" (2264mm)	44-5/8" (1133mm)	20-3/8" (518mm)	63-1/8" (1603mm)	28-1/2" (724mm)	78" (1981mm)
BIR42	77-7/8" (1978mm)	53-7/8" (1368mm)	95-1/4" (2419mm)	47-5/8" (1210mm)	22-1/2" (572mm)	67-3/8" (1711mm)	28-1/2" (724mm)	84" (2134mm)
BIR50	85-7/8" (2181mm)	61-7/8" (1572mm)	103-1/4" (2623mm)	51-5/8" (1311mm)	25-1/4" (641mm)	73" (1854mm)	28-1/2" (724mm)	92" (2337mm)



Framing

MODEL	A	B ¹	C ²	D ³
BIR36	47-7/8" (1216mm)	28-1/2" (724mm)	74-1/4" (1886mm)	12" (305mm)
BIR42	53-7/8" (1368mm)	28-1/2" (724mm)	74-1/2" (1892mm)	12" (305mm)
BIR50	61-7/8" (1572mm)	28-1/2" (724mm)	74-1/2" (1892mm)	12" (305mm)



Exceptional Value + Dependability

Why do contractors, architects and homebuyers trust Heatilator? Because we mix value with dependability. Established in 1927, Heatilator has built a long standing reputation for providing quality, dependable hearth products at unbeatable values. Today, Heatilator remains the most preferred, recommended and installed fireplace brand among building professionals.



Right: BIR50 shown with standard Birmingham mesh screen, grand oak gas logs, and herringbone molded brick panel

Available from

heatilator
The first name in fireplaces

800-927-6841 | heatilator.com
[facebook.com/Heatilator](https://www.facebook.com/Heatilator)
twitter.com/Heatilator
[youtube.com/HeatilatorFireplaces](https://www.youtube.com/HeatilatorFireplaces)

Limited Lifetime Warranty⁴

The strongest in the industry, Heatilator provides a limited lifetime warranty on the most important aspects: firebox and heat exchanger.

⁴ For full warranty details go to heatilator.com.

The information provided in this literature is for planning purposes only and subject to change. Please consult the installation manual for actual installation. Actual product appearance may differ from product images.

Fireplace, stove and insert surfaces get extremely HOT and can cause severe burns if touched. Keep a safe distance away. To learn more visit: www.heatilator.com/fireplacesafety



HTL-1056U-0417