



LOVE AT FIRST LIGHT

Artisan

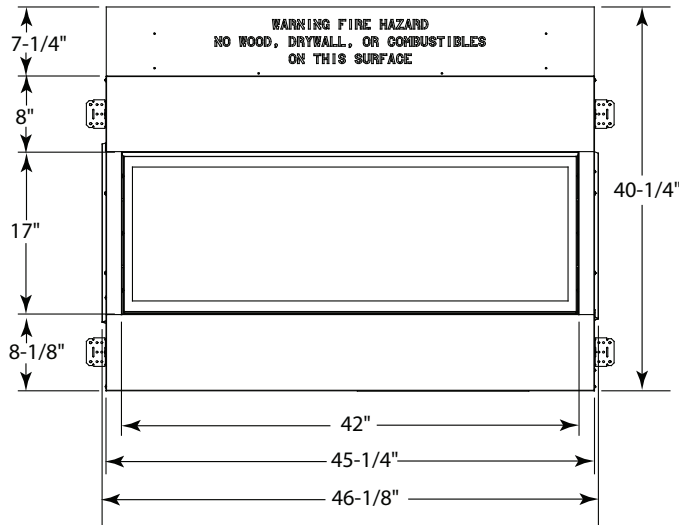
Vent Free Fireplace System

Scan QR code for installation manual for final dimensions and requirements.*



MODEL	FRONT WIDTH		BACK WIDTH		HEIGHT		DEPTH		VIEWING AREA
	Actual	Framing	Actual	Framing	Actual	Framing	Actual	Framing	
AVFL42	46-1/8"	46-5/8"	46-1/8"	46-5/8"	39-1/2"	39-3/4"	13-3/8"	13-1/8"	42" x 17"

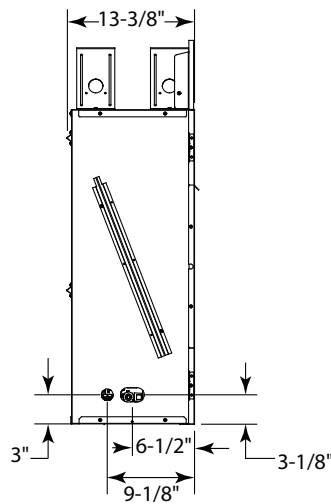
FRONT VIEW



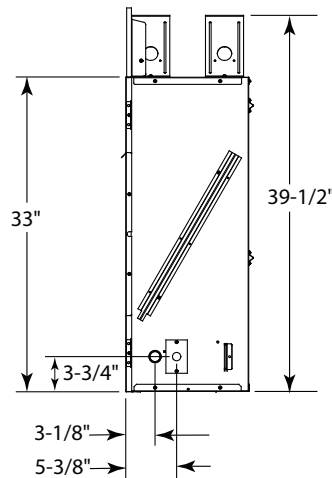
TOP VIEW



LEFT SIDE VIEW



RIGHT SIDE VIEW

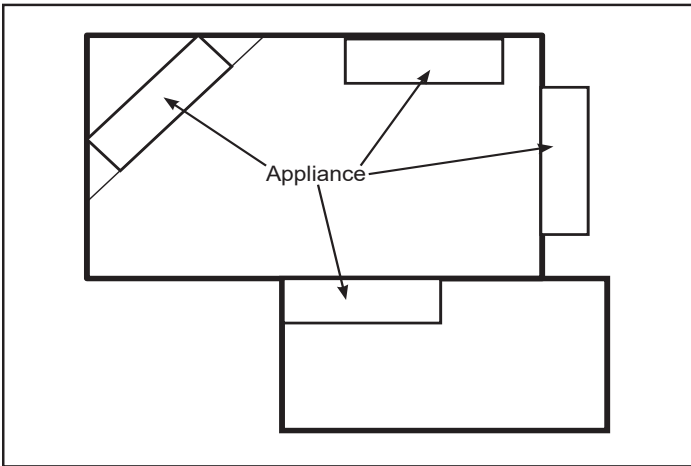


*Please consult the manufacturer's installation manual for all details and requirements before making a final design layout decision.

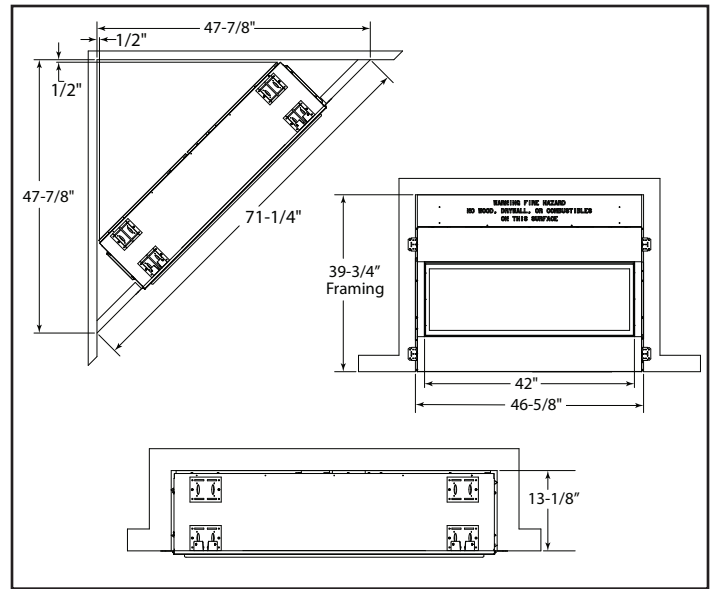
DETERMINE UNIT SIZE

See homeowner's manual for information on determining the proper size unit for the space required.

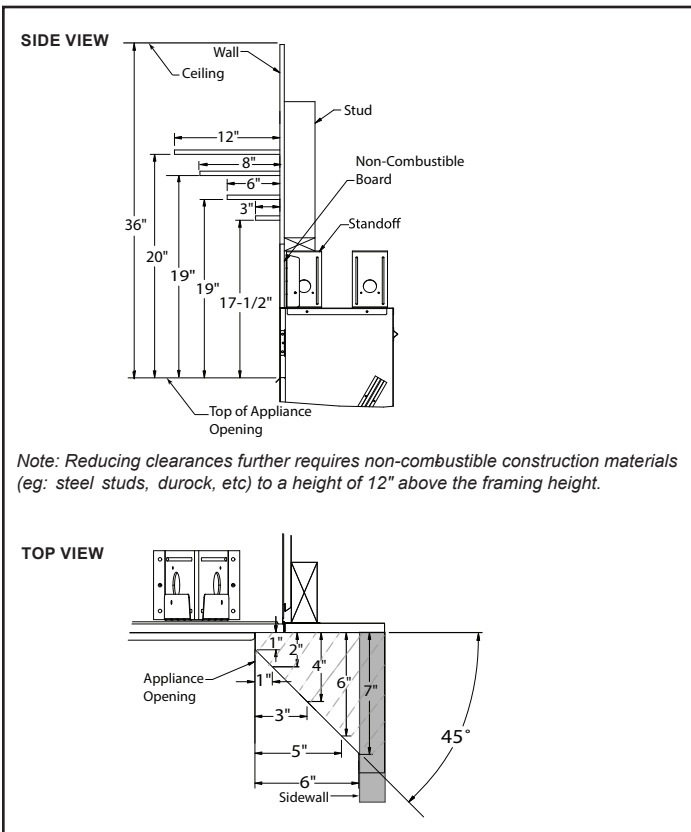
APPLIANCE LOCATIONS



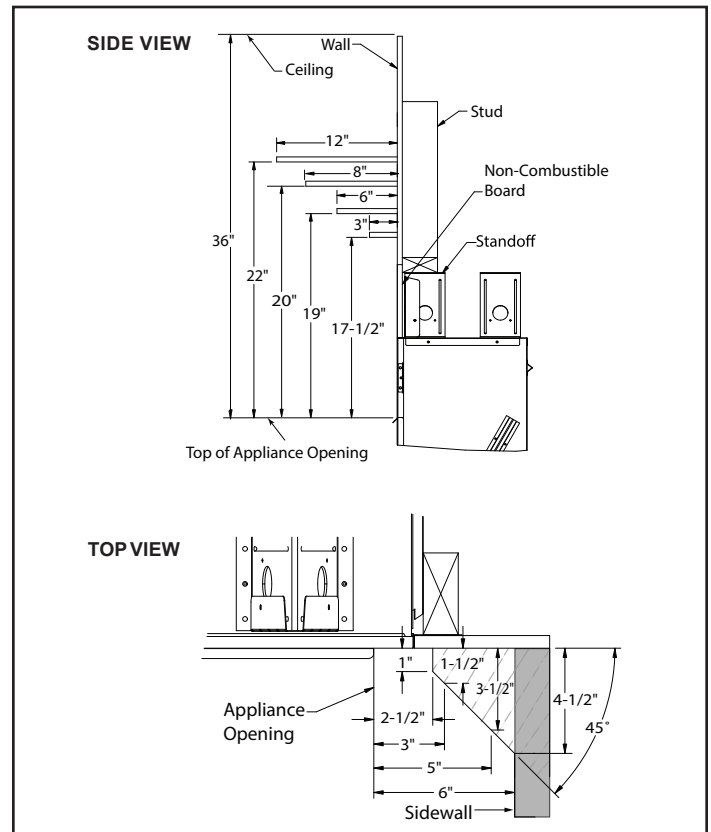
FRAMING DIMENSIONS



NON-COMBUSTIBLE MANTEL CLEARANCES



COMBUSTIBLE MANTEL CLEARANCES



Back Wall Clearance — The appliance may be placed against a combustible back wall.

Floor Clearance — The fireplace may be installed directly on a combustible floor or a raised platform of an appropriate height. Do not place fireplace on carpeting, vinyl, tile or other soft floor coverings. It may, however, be placed on flat wood, plywood, particle board or other hard surfaces. Be sure fireplace rests on a solid continuous floor or platform with appropriate framing for support and so that no cold air can enter from under the firebox.

PRODUCT LISTING CODES	
US	ANSI Z223.1 / NFPA54 ANSI Z21.11.2:19



LOVE AT FIRST LIGHT

(877) 863-4350 | monessenhearth.com

Product information provided is not complete and is subject to change without notice. Product installation must adhere strictly to instructions accompanying product to avoid risk of fire and potential injury.