




**STEP 1. CAUTION:** Carefully remove the logs from the packaging. Logs are fragile!




**STEP 2.** Place log #1 (SRV2016-701) centered on grate and 1 inch from back of firebox.




**STEP 3.** Place log #2 (SRV2014-703) with left tip on burner and right side pulled forward. Do not place log over burner ports.



**STEP 4.** Place log #3 (this log is the same as log #2) with flat side down and right tip on burner. Pull left side forward. Do not place log over burner ports.



**STEP 5.** Place log #4 (SRV780-707) across log #1 and log #2 with left end touching the back of the firebox, and the right end overhanging log #2 by 3 inches.



**STEP 6.** Place log #5 (SRV700-706) with the three tips resting on log #1, grate and log #2.