

Monessen Solstice Vent Free Gas Fireplace Insert
EASY. BEAUTIFUL. AFFORDABLE.



Solstice Shown with Colonial Red firebrick and Black Surround

The Solstice vent free gas insert quickly and easily turns an old, wasteful wood-burning fireplace into a beautiful, highly efficient heat source. Coming from the leader in vent free technology, you can expect the gorgeous Solstice to provide excellent heating efficiency without the high cost of extensive renovations or construction.

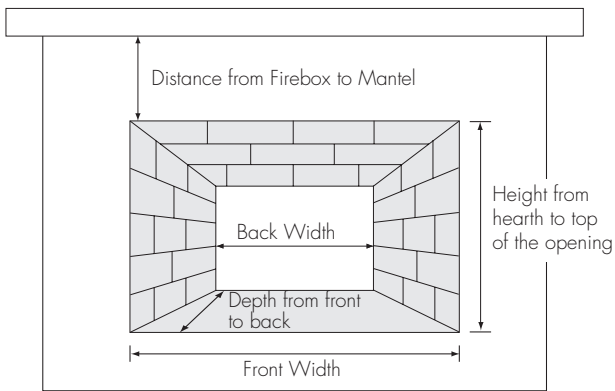
Features

- No venting required makes installation fast, easy, and affordable
- Clean design with expansive views
- Customizable to blend with any décor
- Standard blower powers up your heat output
- Operable without power for warmth during outages
- Available in 33" model
- Up to 28,000 BTUs

THREE EASY STEPS TO UPGRADE YOUR EXISTING WOOD-BURNING FIREPLACE


STEP 1: Measure your existing fireplace

The height, width and depth of the existing fireplace opening is needed to ensure selection of an appropriately-sized insert.



STEP 2: Choose your surround

Surrounds cover the gap between the fireplace insert and existing fireplace opening. Choose from two sizes.



SURROUND	Small	Large
Black surround	43" x 32"	50" x 35"

STEP 3: Customize your insert with optional accessories

Select an interior liner and log set to complete your look.

Interior liner options



Cinnamon firebrick



Colonial red firebrick



Black Magic glass panels



Black porcelain panels

Log set options



Beachcomber



Berkley Oak



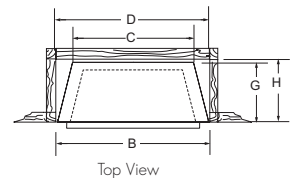
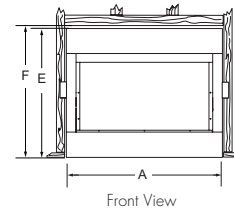
Highland Oak

Additional available options

- Volcanic rock
- Remote controls
- IPI fan kit
- Thermostat bulb sensor

SPECIFICATIONS

Front Width		Back Width		Height		Depth		Viewing Area	BTU/Hr Input
Actual-A	Framing-B	Actual-C	Framing-D	Actual-E	Framing-F	Actual-G	Framing-H		
33-3/8"	33-1/2"	22-5/8"	33-1/2"	23-7/8"	24-1/2"	18-1/4"	16"	31" x 19"	28,000 (NG) 27,000 (LP)



Your Monessen Dealer:



LOVE AT FIRST LIGHT

To avoid personal injury or property damage, the product described by this brochure must be installed, operated and maintained in strict compliance with the instructions packaged with the product and all applicable building or fire codes. Contact local building or fire officials about restrictions and installation inspection requirements. All photographs and drawings on this brochure are for illustrative purposes only and are not intended for, nor should they be used as a substitute for the instructions packaged with the unit. Appearance and specifications of the product are subject to change without notice. ©2016 Hearth & Home Technologies.

