

# Accentra52i-TC

Pellet Insert



**HARMAN**<sup>®</sup>  
BUILT TO A STANDARD, NOT A PRICE

The Accentra52i-TC pellet insert is easier, smarter and quieter than ever before. Enhanced with our exclusive EASY Touch Control and illuminated glass hopper lid, the Accentra52i-TC includes our legendary PelletPro technology, ESP technology, flame reactive mirrored glass and much more. With up to 50% less required maintenance than any other pellet insert available today, the Accentra52i-TC gives you something no other pellet insert can – time.

Upgrade your existing fireplace with the pellet insert that delivers the easiest operation, best performance, and lowest maintenance ever – the Accentra52i-TC.



Above: Accentra52i-TC shown in optional porcelain majolica brown with ceramic log set  
 Cover: Accentra52i-TC shown in matte black

## EASY Touch Control



The Harman EASY Touch Control is the most advanced control system ever created—and makes it easy to heat your home:


- Easy: Operate your stove quickly and easily with intuitive touch-screen controls
- Accurate: Maintain desired heat levels all day, every day and save fuel using the scheduling feature and optional wireless room sensor
- Smart: Monitor performance automatically and receive notifications when maintenance is needed
- Yearly Savings: Save money on heating bills with industry-leading technology and features, and high efficiency

### Features

- Smart operation with EASY Touch Control
- Save money with built-in programmable thermostat
- View fuel levels easily with illuminated glass hopper lid
- Less loading with up to 64-1/2 lb hopper capacity
- Easy, low maintenance
- Elegant flame-reactive mirrored glass
- Installation made easy with direct vent

### Options

- Matte black or porcelain majolica brown finish
- Ceramic log set
- Wireless room sensor
- Zero-clearance box
- Surround extensions
- Service rail kit
- Outside temperature kit
- Outside air adapter and termination cap
- Direct vent wall pass-through





Accentra52i-TC shown in matte black

**Key Technologies** More than 38 years of engineering excellence and heating performance, distilled into these exclusive technologies.



**ESP Temperature Control** Harman pellet stoves utilize an advanced Exhaust Sensing Probe (ESP) system to deliver precise heating control. ESP constantly monitors and adjusts heat output to maintain set room temperatures within one degree. Further enhance temperature control with the optional wireless room sensor.



ESP Temperature Control helps maintain a consistent room temperature.



**PelletPro™ Technology** The patented PelletPro system makes it possible to burn any grade of pellet fuel with maximum heat and efficiency. A bottom-up feeding system burns each pellet completely, allows for 24-hour heating.



# Accentra52i-TC Specifications and Clearances

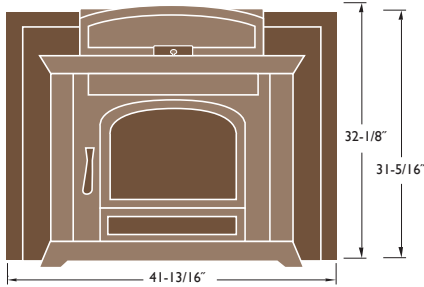
## Specifications



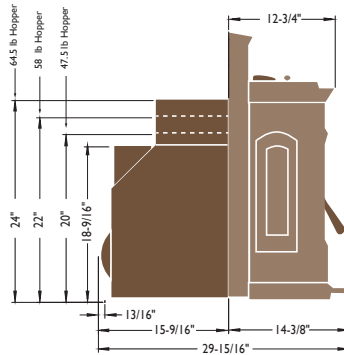
BTU/Hr Input<sup>1</sup>..... 11,200 – 50,300  
 Efficiency<sup>2</sup>..... 76.1% HHV / 81.3% LHV  
 Emissions..... 1.1 gm/hr  
 Heating Capacity<sup>3</sup>..... 900-2,600 sq ft  
 Fuel Type..... Pellet

Hopper Capacity.....20" fireplace opening: 47-1/2 lb  
 22" fireplace opening: 58 lb  
 24" fireplace opening: 64-1/2 lb  
 Feed Rate..... 1.5-5.8 lb/hr  
 Venting Size<sup>4</sup>..... 4"

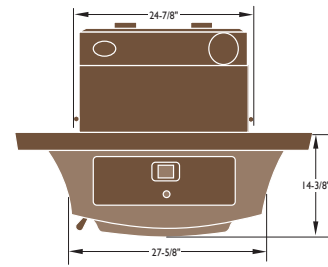
Front View



Side View

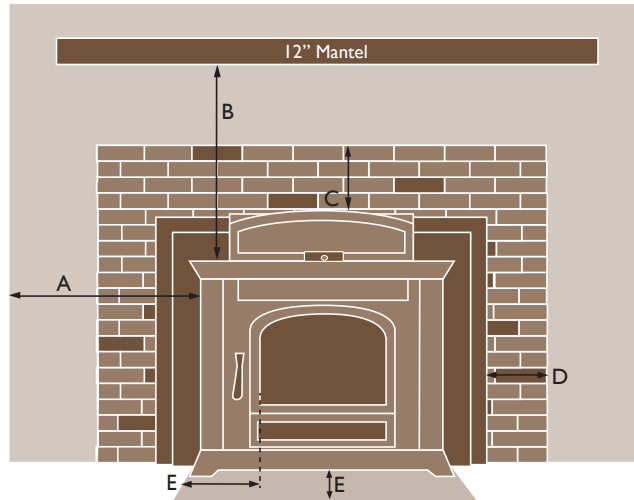


Top View



## Clearance to Combustibles

- A Unit to sidewall..... 12"
- B Unit top to mantel..... 12"
- C Cast surround to 3/4" trim..... 0"
- D Cast surround to 3/4" trim..... 6"
- E Floor protector: spark and ember protection only..... 6" (from glass)



## Floor protection

Minimum 16-1/2" deep by 30" wide

## A Standard of Excellence

In 1979, Dane Harman used his welding skills and design talent to build his first wood stove, setting the stage for a journey full of entrepreneurial energy and innovation. Built to a Standard and Not a Price has remained an unwavering promise since that first model was handcrafted, and is exemplified today through Harman's multiple patents and industry awards. Harman heating solutions are built to withstand the test of time with reliable warmth and aesthetic elegance, staying true to Dane's dedication to optimal performance and engineering excellence.



Your Harman dealer is:



PHONE: 800-664-3119  
 WWW.HARMANSTOVES.COM

- facebook.com/HarmanStoves
- twitter.com/HarmanStoves
- youtube.com/HarmanStoves

HAR-1713U-0718

## LIMITED LIFETIME WARRANTY<sup>5</sup>

The strongest in the industry, Harman provides a limited lifetime warranty on most important aspects: firebox and heat exchanger.

<sup>1</sup>EPA tested input <sup>2</sup>Weighted Average HHV (High Heating Value) / LHV (Low Heating Value) Efficiency. <sup>3</sup>See your local authorized Harman dealer for help in determining the product that best suits your heating needs based on climate and home efficiency. <sup>4</sup>When using 3" PL vent pipe, there must be 3" clearance to combustibles. <sup>5</sup>For full warranty details, visit www.harmanstoves.com. Actual product appearance, including flame, may differ from image. Tested to: ULC-S628-93 and ASTM E1509-12. Product specifications and pricing subject to change without notice. Power cords for the fans will run along the hearth and can be directed to either side of the appliance for flexible installation. The images and descriptions in this brochure are provided to assist you in product selection only. Fuel density and pellet shape may affect hopper capacity. BTUs may vary depending on type of fuel used. Refer to installation manual for complete clearance requirements and specifications. Fireplace, stove and insert surfaces get extremely HOT and can cause severe burns if touched. Keep a safe distance away. To learn more visit www.harmanstoves.com/fireplacesafety.