

Accentra Pellet Stove



HARMAN[®]
BUILT TO A STANDARD, NOT A PRICE

Let the warmth win you over. The Accentra will captivate you with the convenience of pellet's unwavering even heat. Seamlessly incorporate the Accentra pellet stove into your life with its elegant cast iron construction, clean lines and minimal maintenance.

Sealed hopper holds up to 50 pounds of pellets

Tinted glass hopper lid

Variable-speed blower



Nautical medallion

Large, clean viewing area

Flame-reactive mirrored glass

Dual-point latching handle

Large, easy-access ash pan




Cover: Accentra shown in porcelain majolica brown with Harman Protect Cast Iron Hearth Pad
Above: Accentra shown in matte black

Features

- Clean, elegant cast iron styling
- View fuel levels easily with tinted hopper lid
- Less loading with 50lb hopper capacity
- Less maintenance with large ash pan
- Elegant flame-reactive mirrored glass
- Installation made easy with direct vent

Options

- Matte black or porcelain majolica brown Finish
- Leg kit (matte black only)
- Harman Protect Cast Iron Hearth Pad (matte black only)
- Direct vent wall pass-through
- Outside air kit



Tinted glass hopper lid



Leg kit (available in matte black only)



Accentra shown in porcelain majolica brown with Harman Protect Cast Iron Hearth Pad

Key Technologies More than 35 years of engineering excellence and heating performance, distilled into these exclusive technologies.



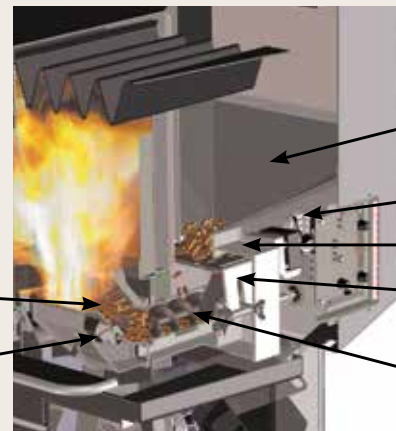
ESP Temperature Control Harman pellet stoves utilize an advanced Exhaust Sensing Probe (ESP) system to deliver precise heating control. ESP constantly monitors and adjusts heat output to maintain set room temperatures within one degree.



PelletPro™ System This patented system makes it possible to burn any grade of pellet fuel with maximum heat and efficiency. A bottom-up feed system burns each pellet completely and allows for 24-hour heating.




ESP Temperature Control helps maintain a consistent room temperature.

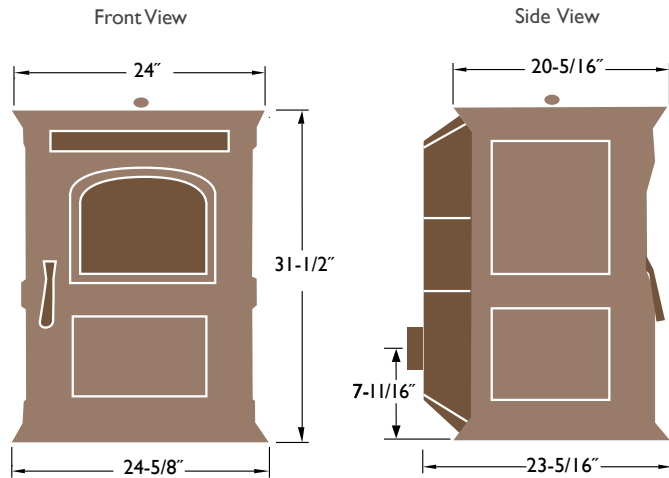


- Hopper
- Motor
- Slide Plate
- Pusher Arm
- Auger
- Igniter
- Burn Pot

Accentra Specifications and Clearances

Specifications

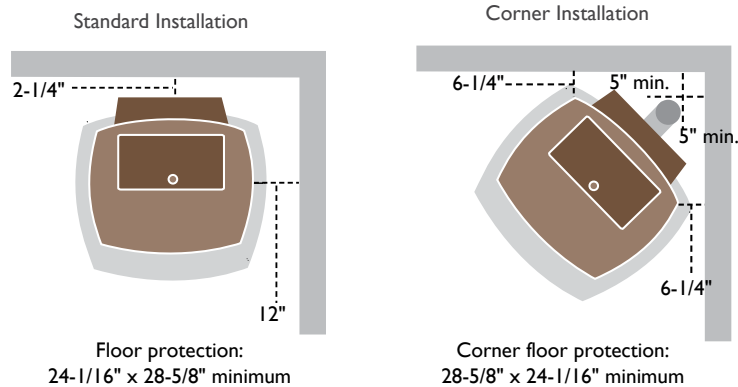
| | | |
|-------------------------------------|------------------|---|
| BTU/Hr Input ² | 9,700-38,800 |  |
| Efficiency ³ | 78% LHV; 71% HHV | |
| Emissions..... | 0.62g/hr | |
| Heating Capacity ⁴ | 900-2,400 sq ft | |
| Hopper Capacity..... | 50 lb | |
| Fuel Type..... | Pellet | |
| Feed Rate..... | 1.1-4.3lb/hr | |
| Venting Size..... | 3" | |
| Weight..... | 363 lb | |



Clearance to Combustibles

Minimum Floor Protection

| | |
|---------------|--------------------|
| Standard..... | 24-1/16" x 28-5/8" |
| Corner..... | 28-5/8" x 24-1/16" |



A Standard of Excellence

In 1979, Dane Harman used his welding skills and design talent to build his first wood stove, setting the stage for a journey full of entrepreneurial energy and innovation. Built to a Standard and Not a Price has remained an unwavering promise since that first model was constructed, and is exemplified today through Harman's multiple patents and industry awards. Harman heating solutions are built to withstand the test of time with reliable warmth and aesthetic elegance, staying true to Dane's dedication to optimal performance and engineering excellence.





Available From:



WWW.HARMANSTOVES.COM

 facebook.com/HarmanStoves

 twitter.com/HarmanStoves

 youtube.com/HarmanStoves

HAR-1102U-0221

LIMITED LIFETIME WARRANTY⁵

The strongest in the industry, Harman provides a limited lifetime warranty on most important aspects: firebox and heat exchanger.

¹Trim kit and tile accents required to complete the stove. ²EPA tested input. ³Weighted Average LHV (Low Heating Value) Efficiency. HHV (High Heat Value) efficiency used to qualify products for Tax Credit beginning in 2021. ⁴See your local authorized Harman dealer for help in determining the product that best suits your heating needs based on climate and home efficiency. ⁵For full warranty details, visit www.harmanstoves.com.

Actual product appearance, including flame, may differ from image. Tested by OMNI-Test Laboratories/ASTM E 1509-04, ULC/ORD-C1482-M1990, ULC-S627-00, OAR 814-23-900 through 814-23-909, Mobile Home Approved. Product specifications and pricing subject to change without notice. The images and descriptions in this brochure are provided to assist you in product selection only. Fuel density and pellet shape may affect hopper capacity. BTUs may vary depending on type of fuel used. Refer to installation manual for complete clearance requirements and specifications.

Fireplace, stove and insert surfaces get extremely HOT and can cause severe burns if touched. Keep a safe distance away. To learn more visit www.harmanstoves.com/fireplacesafety