



heatilator®

*The first name in fireplaces*



Accelerator

Wood-Burning Fireplaces

The Accelerator features meticulous craftsmanship for robust fires and an impressive appearance. Multiple doors and traditional or herringbone brick panels add individual style to the Accelerator's valued performance.

**Right:** A36R shown with bi-fold doors and traditional refractory  
**Front:** A42C shown with gasketed doors and traditional refractory




## Features

- 36" or 42" viewing areas
- Radiant or heat-circulating options

## Options


### Doors



Bi-Fold Doors



Gasketed Doors<sup>1</sup>  
(for A36C & A42C only)



Vista Doors

### Gas Logs



Fireside Gas Logs

### Interiors



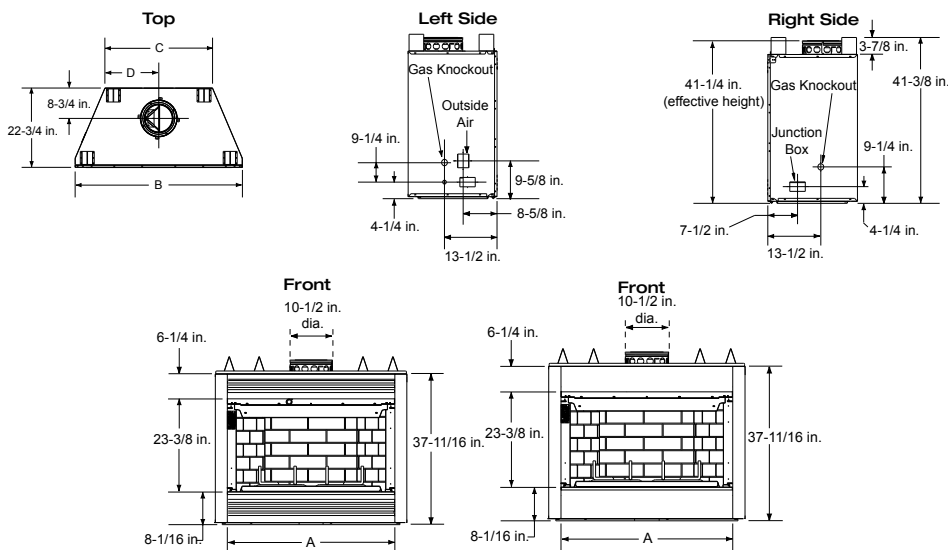
Herringbone



Traditional

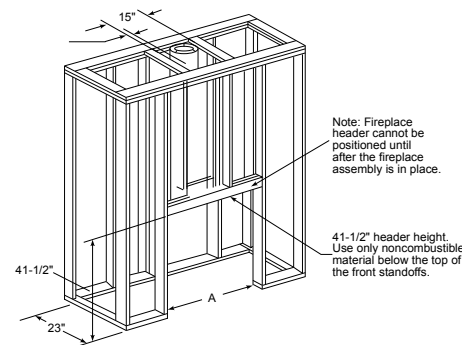
## Specifications

### Accelerator Dimensions



MODEL	A	B	C	D
A36R/C	36"	42"	28-1/4"	14-1/8"
A42R/C	42"	48"	30-7/8"	15-1/2"

### Framing Dimensions



MODEL	A
A36R/C	43"
A42R/C	49"

For product-specific clearance dimensions, please visit [heatilator.com](http://heatilator.com).

Available from

**heatilator**  
 The first name in fireplaces

800-927-6841 | [heatilator.com](http://heatilator.com)  
[facebook.com/Heatilator](https://www.facebook.com/Heatilator)  
[twitter.com/Heatilator](https://twitter.com/Heatilator)  
[youtube.com/HeatilatorFireplaces](https://www.youtube.com/HeatilatorFireplaces)

HTL-1022U-0616

### Limited Lifetime Warranty<sup>2</sup>

The strongest in the industry, Heatilator provides a limited lifetime warranty on wood-burning products of the most important aspects: firebox and heat exchanger.

<sup>1</sup> Meets 2009 IRC Code

<sup>2</sup> For full warranty details go to [heatilator.com](http://heatilator.com).

The information provided in this literature is for planning purposes only and subject to change. Please consult the installation manual for actual installation. Actual product appearance may differ from product images.

Fireplace glass and other surfaces get extremely HOT and can cause severe burns if touched. Do not remove the protective safety screen from the front of the glass. Keep a safe distance away. To learn more visit [www.heatilator.com/fireplacesafety](http://www.heatilator.com/fireplacesafety).

